


**Test bench for pressure difference on  
medical face masks according to DIN EN 14683  
and community face coverings according to CWA 17553  
manual version**



**Features:**

With the test bench for pressure difference on medical face masks, the test is performed according to the specifications of DIN EN 14683 and CWA 17553. The material to be tested (mask, filter material) is manually inserted between the top and bottom part of the sample holder without wrinkles and closed manually. After having opened the air supply and vacuum, a quantity of air flows, when the vacuum supply is switched on. This quantity of air is shown on the display of the mass-flow-controller and can easily be adjusted with the adjusting knob next to it. The specification of the standard is 8 l/min.



The upper display (optional) of the mass-flow-meter should be at the same value with a maximum deviation of 0.2 l/min. If the shown value is out of range more than 0.2 l/min, the inserted material must be checked for creases and the sample-holder for correct closure.

The sample-holder can be adjusted to different material thicknesses by a fine adjustment.

The differential pressure in Pa/cm<sup>2</sup> is displayed on the digital display, installed on the right side of the unit. The required transformation from the real area to 1 cm<sup>2</sup> was already taken into calculation during the calibration of the device.

**manual  
mass-flow- and pressure measuring device  
(art. no. 1633)**


- manual valve- and flow-rate adjustment
- Mass-flow-controller 0...16 l/min with counter measurement of the vacuum mass-flow
- measuring range of pressure difference 0...1400 Pa / cm<sup>2</sup> (with a flow area of 4.9 cm<sup>2</sup>).
- power supply 230V / 50 Hz; app. 600 W
- vacuum supply min. 12 NI/min at 90 % final vacuum
- size 450mm x 185mm x 380mm (w x h x d)

**Option:**

Mass-flow-sensor 0... 16 l/min for measuring the supplied air as a leak test of the sample-holder

**Reference conditions:**

23° C / 1000 mbar abs.




### Other components of the test bench:

To set up a complete test station, the following components are required.

### Sample-holder to test breathability / pressure difference (art. no. 1632)

The sample-holder is equipped with the opening width of 25 mm according to DIN 14683. The material specimen / mask is placed on the underside of the holder, the upper part is closed manually from above. The sample-holder is equipped with a height fine adjustment for different material thicknesses.

The vacuum connection is located at the bottom, left side of the sample-holder. The supply air connection is located above. On the right side are the connections for measuring the pressure difference.



All connection lines between sample-holder and test device are equipped with quick connectors.

### Vacuum station for tests according to DIN EN 14683 (art. no. 1637)

- integrated vacuum pump capacity of 12 NI/min and final pressure 50 mbar abs.
- vacuum reservoir 750 ml
- vacuummeter 0...-1 bar in the front plate
- supply voltage 230V / 50 Hz 120 Watt
- size 450mmx185mmx380mm (w x h x d)



**Dr. Wiesner Steuerungstechnik GmbH**

Weststrasse 4  
73630 Remshalden – Germany

Phone: +49 7151 9736 - 0  
E-Mail: [info@drwiesner.de](mailto:info@drwiesner.de)